



### District Report Card: 2017


<b>State:</b> Himachal Pradesh	<b>District:</b> Chamba
<b>Class:</b> 5	<b>Subject:</b> Language
<b>Schools:</b> 60	<b>Students:</b> 620


### Participation/Coverage


#### Students

<div>GENDER</div> <div></div>	Boys				Girls			
	Number		%		Number		%	
	299		48.23		321		51.77	

<div>AREA</div> <div></div>	Rural				Urban			
	Number		%		Number		%	
	620		100.00		0		0.00	

<div>CATEGORY</div> <div></div>	SC		ST		OBC		GEN	
	Number	%	Number	%	Number	%	Number	%
	161	25.97	126	20.32	8	1.29	325	52.42

<div>CWSN</div> <div></div>	LD	VI	HI	S&LD	ID	Oth
	0	4	0	1	2	0

<div>Management</div> <div></div>	Government				Government-aided			
	Number		%		Number		%	
	620		100.00		0		0.00	

### Average Performance of Students in Language (%)

Overall	Gender		Area		Management		Social Group			
	Male	Female	Rural	Urban	Govt.	Aided	SC	ST	OBC	GEN
56.44	57.79	55.18	56.44	0.00	56.44	0.00	57.35	53.44	51.67	57.27

### Performance on Learning Outcomes (LOs)

Learning Outcomes	Description	Average Performance(%)
L504	Reads and comprehends independently storybooks, news items/ headlines, advertisements etc.	52.90
L508	Reads text with comprehension, locates details and sequence of events	58.21

Range of Performance of Students who Answered Correctly							
Below 30%		30% - 50%		50% - 75%		Above 75%	
Number	%	Number	%	Number	%	Number	%
69	11.13	165	26.61	274	44.19	112	18.06

### Lowest Performing Learning Outcomes (LOs)

- 1 - Reads and comprehends independently storybooks, news items/ headlines, advertisements etc. (52.90)
- 2 - Reads text with comprehension, locates details and sequence of events (58.21)